

# The Proper Way

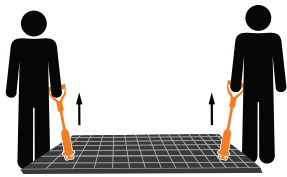
TO KEEP YOUR

# HANDS OFF IT™

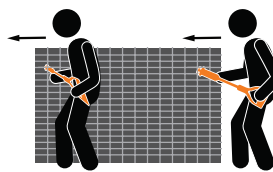
WHEN USING A **GRATEIT®**

The GrateIt® No-Touch Hand Safety Tool helps users avoid injuries when lifting, carrying, or moving grating. It also improves ergonomics by reducing the need for users to bend and overreach. Serving as an extension of the user's body, the tool locks onto the grating for secure and controlled maneuvering.

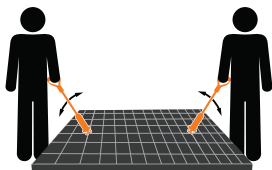
## USE THE GRATEIT HAND SAFETY TOOL TO:



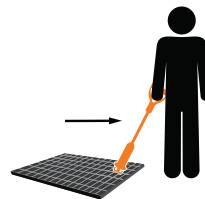
Solo or team lift a piece of grating up to 50 lbs



Solo or team carry a piece of grating up to 50 lbs



Solo or team raise/lower a piece of grating up to 50 lbs per tool




Solo or team drag/move a piece of grating up to 50lbs

## How to Use



**Step 1:** Slide the trigger housing away from tip. Make sure there is enough space to clear the grating.



**Step 2:** Insert tip through two grating bars.



**Step 3:** Turn the tip 90 degrees and ensure two bearing bars are on the inside of the tines of the tip.




**Step 4:** Slide the trigger housing down utilizing either your hand or foot until it is secure against the grating.



**Step 5:** Once the tool is secure against the grating, you may lift, lower, raise, carry or drag it up to 50lbs per tool.



**Step 6:** To release the tool from the grating, press the trigger and slide the trigger housing away from the grating. Twist the tip and remove the tool from the grating bars.



**GrateIt®**  
HAND SAFETY TOOL

MADE IN THE U.S.A.




800.674.9224


HandSafetyTools.com

## PROPER HAND PLACEMENT

When performing a horizontal lift/carry hold here:



When performing a vertical lift/carry hold here:



## ✓ DO'S



Always wear proper personal protective equipment as the job requires



Inspect end bolt tightness before each use  
Inspect the tool before each use



Use proper hand placement when operating tool



Stand with both feet firmly planted on the ground

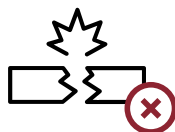


Use only for manual lifting / lowering / raising / carrying / dragging grating up to 50 lbs per tool

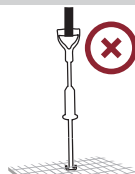


Clean tool after each use and store in clean, dry environment

## ✗ DONT'S



Do not use the tool if damaged



Do NOT attach a mechanical lifting device to the tool



Do not use tool while tired or under the influence of drugs, alcohol, or medication



Do not overreach